

Import settings

If you only want to import content

Include activities and resources

Include blocks

Include files

Include filters

Include calendar events

Include question bank

Include groups and groupings

Include competencies

Include custom fields

Include content bank content

Jump to final step

Cancel

Next


Include:


options)


SelectAll **None** (Show type

1 Deselect all first


Operations and Information Management


News forum 


Course evaluation 17 - 18 


Coursework submission 


Course Material


Test 


OIM Syllabus 


OIM ppt slides 

Homework - Solved exercises 

Case studies 

Excel exercises 

Answers 

Coursework 

2 Then select the material you wish to import

Previous

Cancel

Next

3

Include:

options) SelectAll None Show type



[blurred]
 News forum
 Coursework submission

Course Material
 Test
 [blurred]
 [blurred]
 Homework - Solved exercises
 Case studies
 Excel exercises
 Answers
 Coursework



Previous Cancel Next



Excel exercises	✗
Answers	✗
Coursework	✗

Previous Cancel Perform import

1. Course selection ▶ 2. Initial settings ▶ 3. Schema settings ▶ 4. Confirmation and review ▶ 5

Import complete. Click continue to return to the course.

Continue